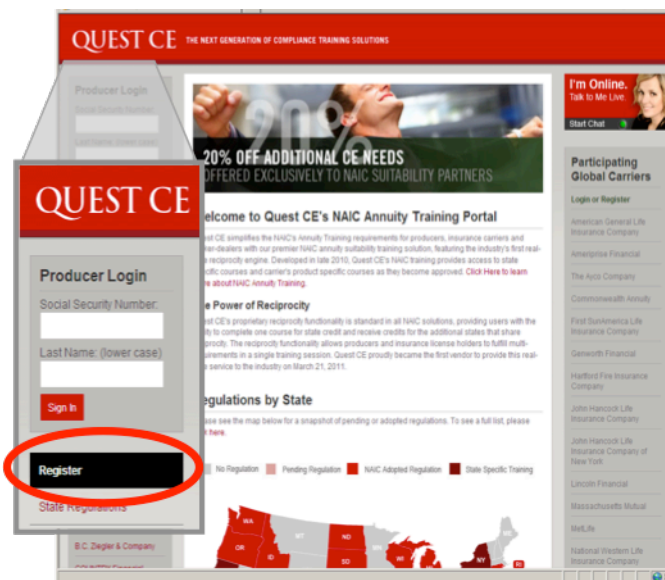


**Training Platform Provided by Quest CE**

[CLICK HERE](#) or go to <https://learn.questce.com/naicsuitability> to register for the first time or to login to take the National Western Life Product Specific Training and/or individual state Continuing Education courses offered through Quest CE.

**The Registration Process**

On the landing page, click on **"Register"**.



After clicking **Register**, you will come to the page shown below. Enter your personal information into the required fields. Then click **Register**.

**NAIC Suitability Training Registration**

\* Complete all required fields to create your account

**Personal Information**

Name of your Business / Company\*  
National Western Life

First Name\*  
Allison

Last Name\*  
byrne

\* Must be lower case

**Identification**

Social Security Number\*  
123-45-6789

National Producer Number\*  
213456

CRD Number\*  
000

\* Click here to lookup your NPN

Click here to lookup your CRD Number  
If you do not have a CRD Number please enter '000'

register

**Note:** You must enter your business name if you have one, otherwise enter the name of the company you represent, for example your recruiter or upline.

## Continue to Step 1

(If you don't need to complete the State Specific NAIC Suitability Training, you will have the option to skip that portion).

Welcome Allison Byrne

Please read the registration instructions below.

NAIC Suitability Training

You will be taken through a 3 step process in order to begin your training.

1. Pick your **State Specific** NAIC Suitability Training
2. Pick the carriers you are **appointed** with
3. Pick your **Product Specific** Training

Helpful Tip:

You must proceed through all three steps of the registration process to successfully access your training account dashboard and begin completing courses. In the future, you will be able to simply login to your existing account to access your training immediately.

Continue to Step 1

## Step 1

**Insurance CE Credit:** Select this option if you would like to satisfy the NAIC requirement **AND** also earn Insurance CE credit through the same course. This option *may* result in the application of a roster fee, which varies by state depending on your NAIC state selection. If the NAIC state course you select requires the payment of a state CE roster fee, you'll be directed to an E-commerce page where you'll need to enter your credit card information to pay for the CE roster charge. This charge comes directly from the state and is passed directly to you, the user.

**NAIC Requirement:** Select this option if you want to satisfy **ONLY** the NAIC requirement and are **not** interested in earning Insurance CE credit through this course as well.

**Bypass State Annuity Training Selection:** If you **ONLY** need to take the National Western Life PST, Select "Skip Step 1".

Step 1: Pick your State Specific NAIC Annuity Training

Insurance CE Credit

I need to satisfy the NAIC requirement in my state of licensure and earn Insurance CE credit for this completion. (\* additional fees will apply).

CE Credit

NAIC Requirement Only ( No Insurance CE credit )

I only need to satisfy the NAIC requirement in my state of licensure and do not need CE credit for this completion.

NAIC Requirement

Skip Step 1

Bypass State Annuity Training Selection

Skip Step 1

## Step 2

Select your Broker Dealer/BGA, if applicable; otherwise select **INDEPENDENT (UNAFFILIATED)**.

Select National Western Life Insurance Company as the Carrier.

**Step 2 – Select your Broker Dealer/ BGA/ Independent Firm from the drop down list. Then select the Carrier(s) you are appointed with from the list below:**

Broker Dealer  
INDEPENDENT (UNAFFILIATED) ☒

Carriers:

<input type="checkbox"/> AIG Annuities	<input type="checkbox"/> New York Life Insurance Company
<input type="checkbox"/> Catholic Order of Foresters	<input type="checkbox"/> Pacific Life Insurance Company
<input type="checkbox"/> Commonwealth Annuity and Life Insurance Company	<input type="checkbox"/> Pacific Life Insurance Company of New York
<input type="checkbox"/> Genworth Life and Annuity Insurance Company	<input type="checkbox"/> Protective Life Insurance Company
<input type="checkbox"/> John Hancock	<input type="checkbox"/> Prudential Annuities
<input type="checkbox"/> Lincoln Financial Group	<input type="checkbox"/> RiverSource
<input type="checkbox"/> Massachusetts Mutual Life Insurance Company	<input type="checkbox"/> The Hartford
<input type="checkbox"/> Metropolitan Life Insurance Company	<input type="checkbox"/> Transamerica
<input checked="" type="checkbox"/> National Western Life Insurance Company	

**Note:** If you are **not** affiliated with a Broker Dealer, select **INDEPENDENT (UNAFFILIATED)** from the dropdown menu.

**Note:** Be sure to check National Western Life Insurance Company as your carrier.

Continue

Click **Continue** to proceed. You'll then be brought to the following page for Step 3.

## Step 3

Select the specific course(s) you'd like added into your profile using the pick-box options. **Your course selections will generate automatically based on your prior Independent (unaffiliated) status or Broker Dealer and Carrier selections.** Note: There is no fee passed to you to complete the Product Specific Training.

Click **Continue** on the bottom of the screen to complete Step 3.

**Step 3 - Pick your Product Specific Training:**

Please choose the product specific training courses you'd like added to your profile:

☒ **National Western Life Product Training Course - 01**  
Description: This audio course is designed to comply with the NAIC requirements to provide product specific annuity training. NOTE: This course is not eligible for state or designation continuing education credits.

\* There are no product specific courses available at this time. Check back for updates.

Continue

Complete the profile security questions. This will be used if you need to log back into your account or if you forget your password.

Personal Profile Security Setup

To help us provide a secure environment for your information, please complete the security question setup below.

- \* You must complete all 3 questions in order to proceed.
- \* Each answer must contain 6 characters or more.

Question 1:

Select one question

Question 2:

Select one question

Question 3:

Select one question

**Congratulations! Your registration process is now complete!**

You'll now be taken directly to your Student Homepage.

### Completing the Product Specific Training (PST)

You are now set to take your course! Click **Start** to begin.

Welcome Allison Byrne

Please use the menu to the left to keep your profile up to date.

Items To Be Completed

Training You have 1 training item to be completed.

NAIC Suitability Training (Product Specific)

Status	Title	Content	Exam
Not Started	National Western Life Product Training Course - 01	Start	

**\*\*IMPORTANT\*\***

After reviewing the Product Specific Training module, you **must** attest to your completion. Click on **Begin** and answer the one-question attestation. The Product Specific Training is not considered satisfied until the exam has been **completed**.


Status	Title	Content	Exam
Content Complete	National Western Life Product Training Course - 01	Review	Begin

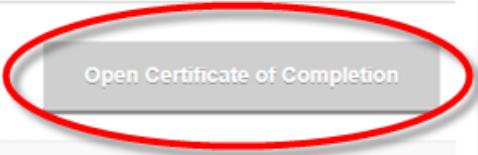
**Congratulations!**


The National Western Life Product Specific Training requirement is complete!

National Western will receive notification of course completion from Quest. It is recommended that you click the “**Open Certificate of Completion**” button and print a copy for your records.


### National Western Life Product Training Course - 01

**Print Certificate**







**Status** ..... You passed! Training is Complete



**Date** ..... 7/16/2014 9:54:12 AM(Central)



**Credits** ..... 1



**Evaluation** ..... To provide feedback or report difficulties caused by the online education delivery method please email [support@questce.com](mailto:support@questce.com).

Please make sure the information displayed on your certificate is accurate. This will help ensure accurate documentation of your course completion.

**QUEST CE** THE NEXT GENERATION OF COMPLIANCE TRAINING SOLUTIONS

## CERTIFICATE OF COMPLETION

10850 W Park Place, Suite 1000  
Milwaukee, WI. 53224  
[www.questce.com](http://www.questce.com)

Attendee: **Allison Bryne**

Course: **National Western Life Product Training Course - 01**

Type: **Online Training Course**

Sponsor: **Quest Continuing Education Solutions**

Completed: **7/16/2014**

I certify that the individual named herein has successfully completed the above named educational course on the date as indicated.

7/16/2014  
Date

  
Sponsor Representative

---

## Assistance

---

**Inquiries regarding account login, credit processing, etc., should be directed to the Quest CE support team:**

Student user support for Quest CE website and registration Available Monday through Friday, 8:00 am - 5:00 pm CST	
Support Email	<a href="mailto:support@questce.com">support@questce.com</a>
Toll Free Number	877.593.3366
Live Chat	Online chat feature available from training portal